


Barry Beckham Video Tutorials 1

- These videos were recorded using PicturesToEXE 9, but the vast majority of the techniques we deal with in this set of videos are identical to PTE AV Studio.
- You should have little trouble following these videos using PTE AV Studio

Animation and Slide Styles Introduction



Preferences and Settings





Image Size for Animation



What are Slide Styles




Image Size Lightroom







Image Size Photoshop




A Gentle Zoom




A Gentle Pan




Text and Multiple Key Frames




Animation Speed




Speed Demo




Animation Speeds and Styles




Animation Planning




3D Animation Techniques




3D Nine Image Slide Style




Backgrounds in a Slide Style



Turn Key Frames On and Off



Framing and Slide Styles



From:
<https://docs.pteamstudio.com/> - **PTE AV Studio**

Permanent link:
https://docs.pteamstudio.com/en-us/10.0/how_to_v10/beckham

Last update: **2022/12/19 11:48**

