



Barry Beckham Video Tutorials 3


Settings and Preferences




Picture in Picture Static




Picture in Picture Static Ideas




Edge Lines




Picture in Picture Animated




Picture in Picture Animated Ovals




Differential Focus




Monochrome to Colour




Creating Frames




Applying Frames




The Third Image




Moving Clouds




Creative Cropping




Text Effects with Masks



Text Effects with an Image Editor



Text on a Path



From:
<https://docs.ptavstudio.com/> - PTE AV Studio

Permanent link:
https://docs.ptavstudio.com/en-us/10.0/how_to_v10/beckham_3?rev=1581516355

Last update: 2022/12/19 11:45

