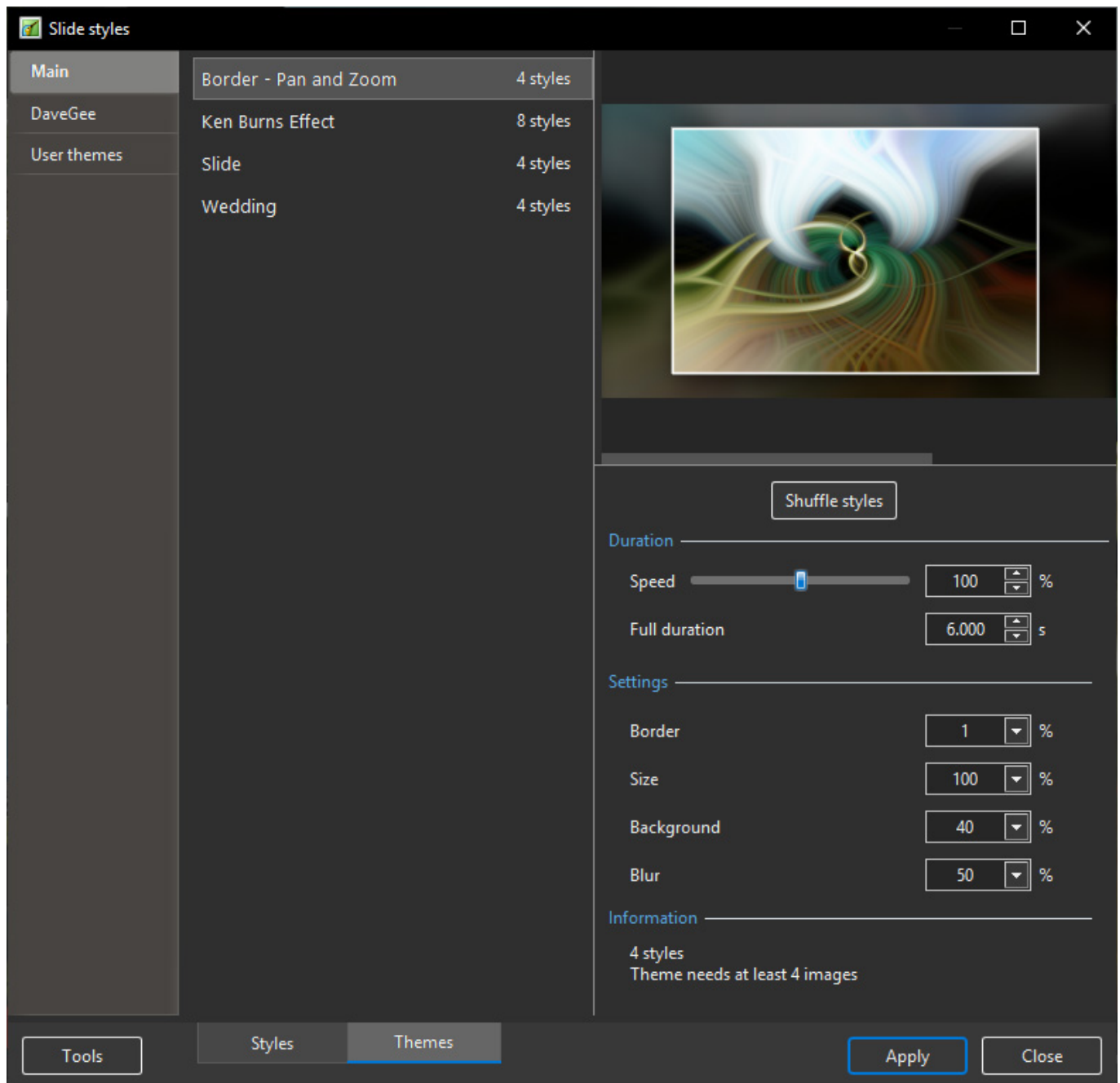


Themes of Slides

- Introduced in Version 10, Themes of Slides provide a method for applying multiple Slide Styles grouped together as a “Theme”.



Built-In Themes

- Open the Themes Window by clicking on “Slide Styles” and then “Themes”
- Choose a Theme from the list of Themes under “Main”
- The Options:
 - Duration - Refers to the total duration of the Theme - The sum of the durations of the individual Styles

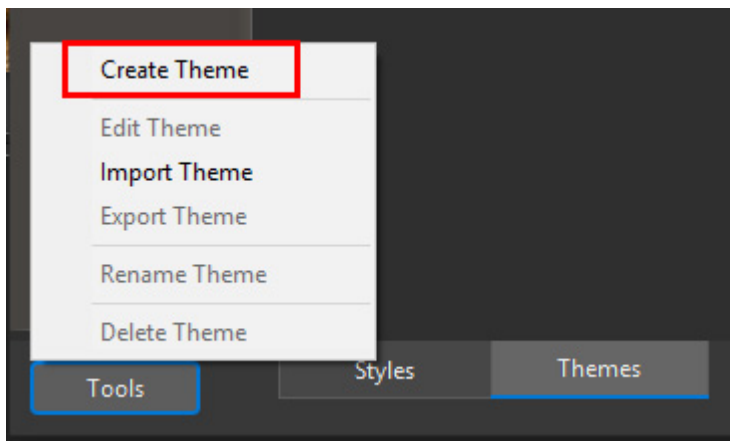
- Settings - These will vary according to the type of Style included in the Theme - only available for Built-In Themes
- Information - This gives details of the number of Styles used and the minimum number of slides required for the intended Theme
 - A Fewer or greater number of Slides can be added and the Theme will accommodate that number

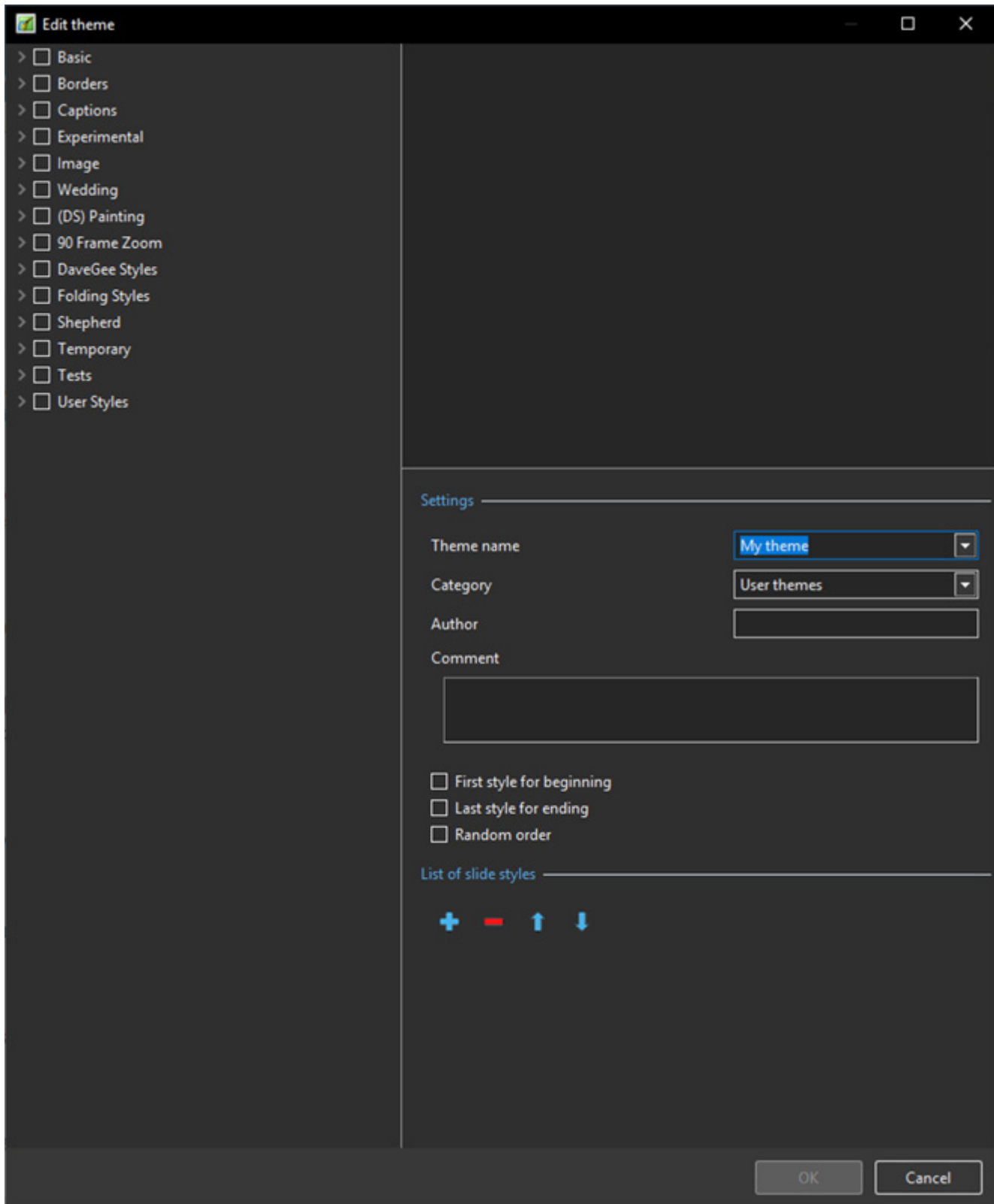
To Apply a Built-In Theme:

- Add slides required to the Slide List
- Highlight / Select all Slides
- Adjust Duration and Settings if required
- Click on “Apply”

Create a Theme

- To create a Theme:
- Click on Tools and “Create Theme”





List of available Styles

- The left Panel shows the available Styles which can be used to construct the Theme

Settings

- The Upper Right Panel is the Preview Panel and shows a preview of the selected Style

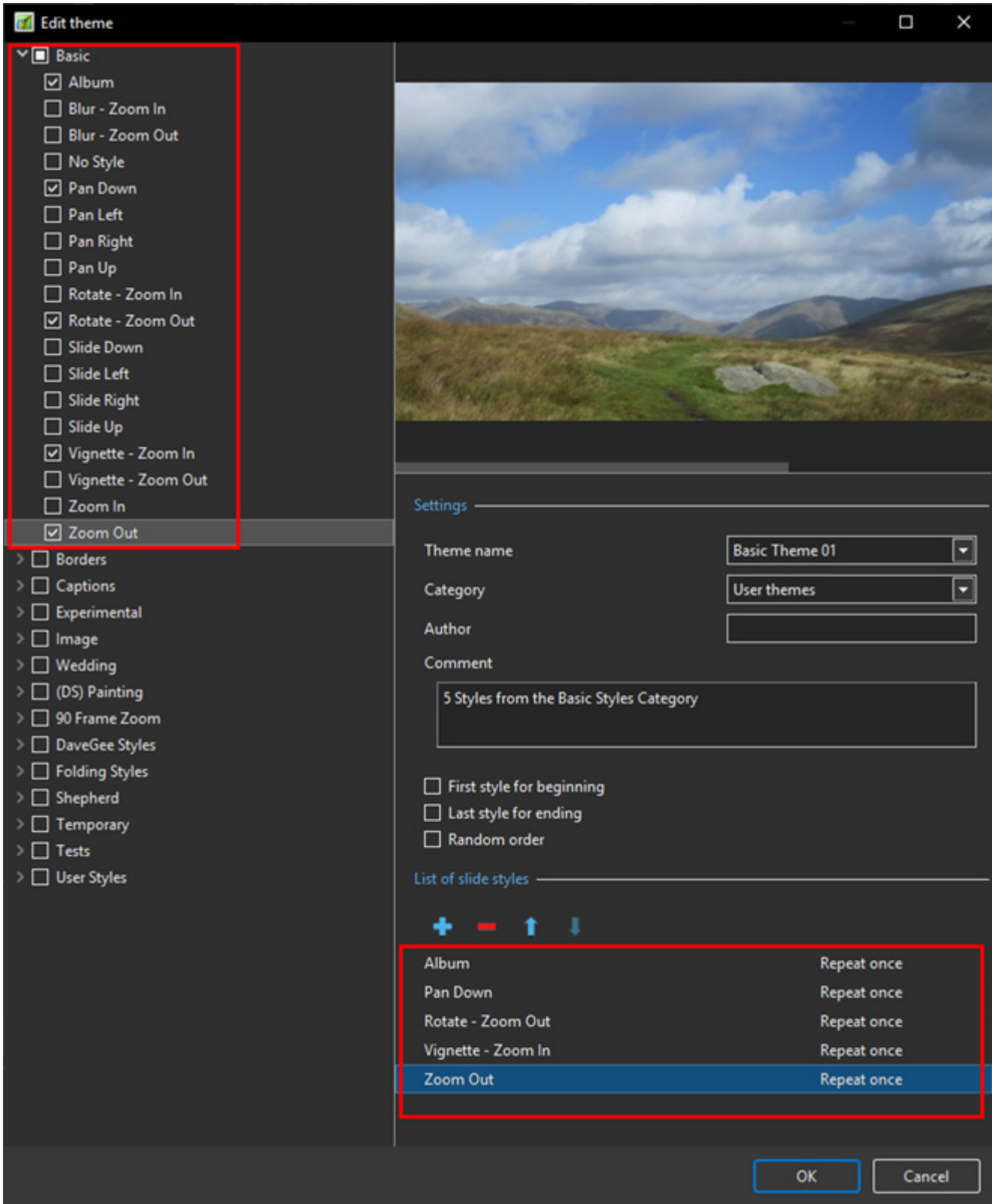
- Enter a Name for the new Theme
- Select a Category or type in the Name to create a new Category
- Enter the Author's Name
- Enter any Comments
- The First Style for beginning can be specified by ticking the box
- The Last Slide for ending can be specified by ticking the box
- The Middle Section can be made Random by ticking the box - if the first two boxes are un-ticked then all Styles will be Random

List of Slide Styles

- The "+" Button can be used to add multiples instances of the selected Style
- The "-" Button can be used to delete the selected Style
- The Up and Down Arrows can be used to change the order of Styles in the Style List

Creating the Theme

- Give the Theme a name
- Assign it to either the default User Themes or type in the name for a new Category
- Add an Author's Name
- Add any Comments for the user



From:
<https://docs.pteamstudio.com/> - PTE AV Studio

Permanent link:
<https://docs.pteamstudio.com/en-us/10.0/themes/main?rev=1566384641>

Last update: 2022/12/19 11:45

