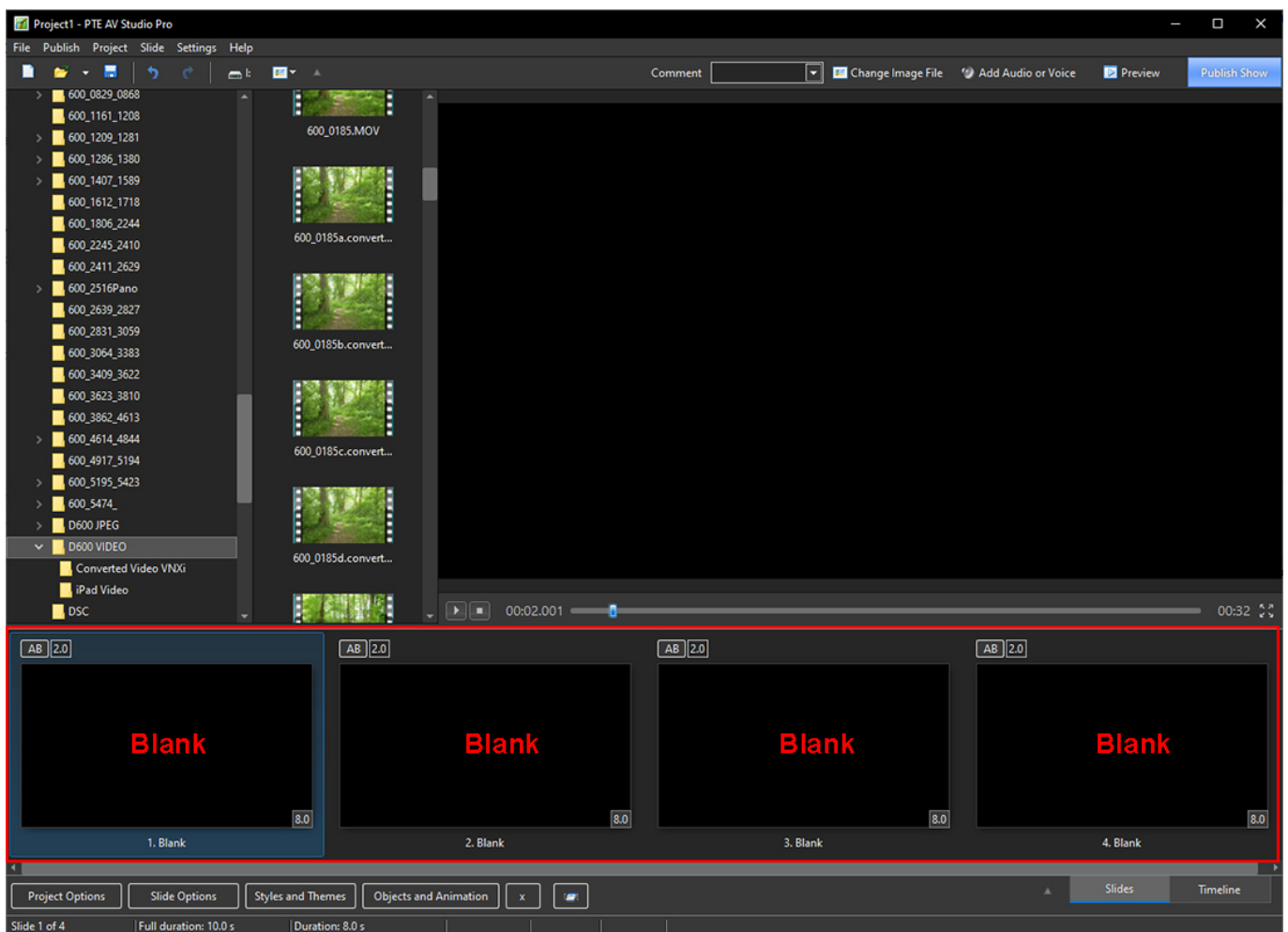


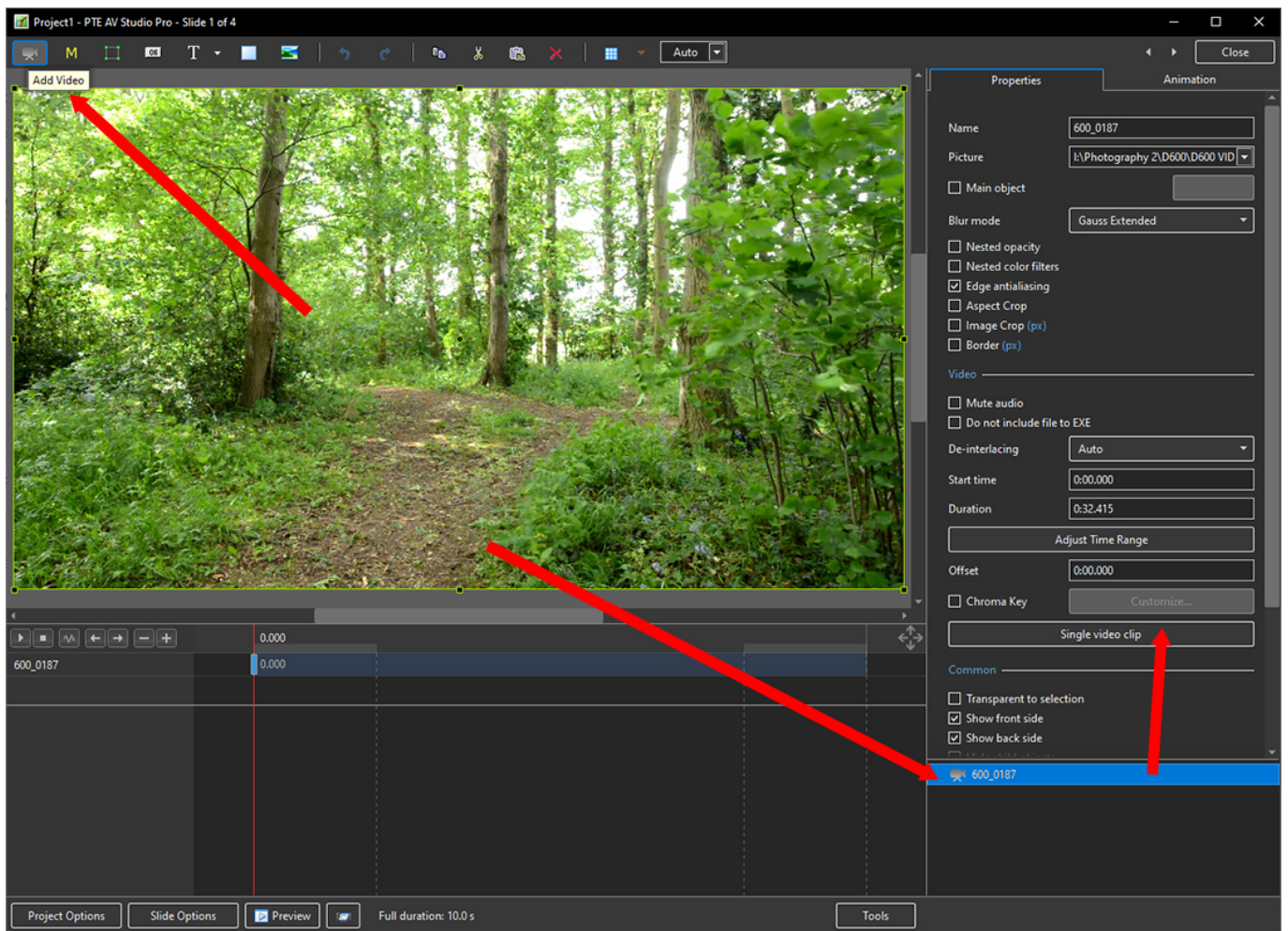
Master / Link Video

Run a video clip over multiple slides

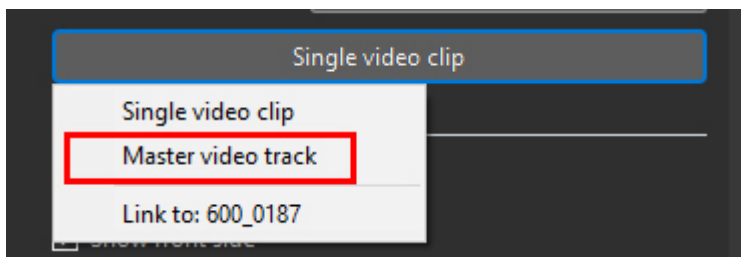
- Example:
- To run a 32 second video clip continuously over four 8 second slides
- Add four 8 second blank slides to a project (“Show Full Slide Duration” OFF in Preferences/Project)



- Open Slide 1 in the **Objects and Animation Editor** and add the 32 second video



- Change “Single Video Clip” to “Master Video Track”



- In the Objects and Animation Editor, copy the Master Video Track and navigate to Slide 2 (Next Slide)

The screenshot displays the PTE AV Studio Pro interface. At the top, the title bar reads "Project1 - PTE AV Studio Pro - Slide 1 of 4". The main preview window shows a lush green forest scene. Below the preview is a timeline with a video track labeled "600_0187" starting at 0.000. A red arrow points from the text "1. Copy the Master Video Track" to the track. To the right, the "Properties" panel is open, showing settings for the video track. A red arrow points from the text "2. Go to Next Slide" to the right arrow button in the "Animation" section of the Properties panel. A context menu is open over the "Master video track" label, with the "Copy" option highlighted by a red box and a red arrow pointing to it from the text "1. Copy the Master Video Track".

1. Copy the Master Video Track

2. Go to Next Slide

Properties

Animation

Name: 600_0187

Path: E:\Photography 2\D600\D600 VID

Main object

Blur mode: Gauss Extended

Nested opacity

Nested color filters

Edge antialiasing

Aspect Crop

Image Crop (px)

Border (px)

Video

Mute audio

Do not include file to EXE

De-interlacing: Auto

Start time: 0:00.000

Duration: 0:32.415

Adjust Time Range

Offset: 0:00.000

Chroma Key

Customize...

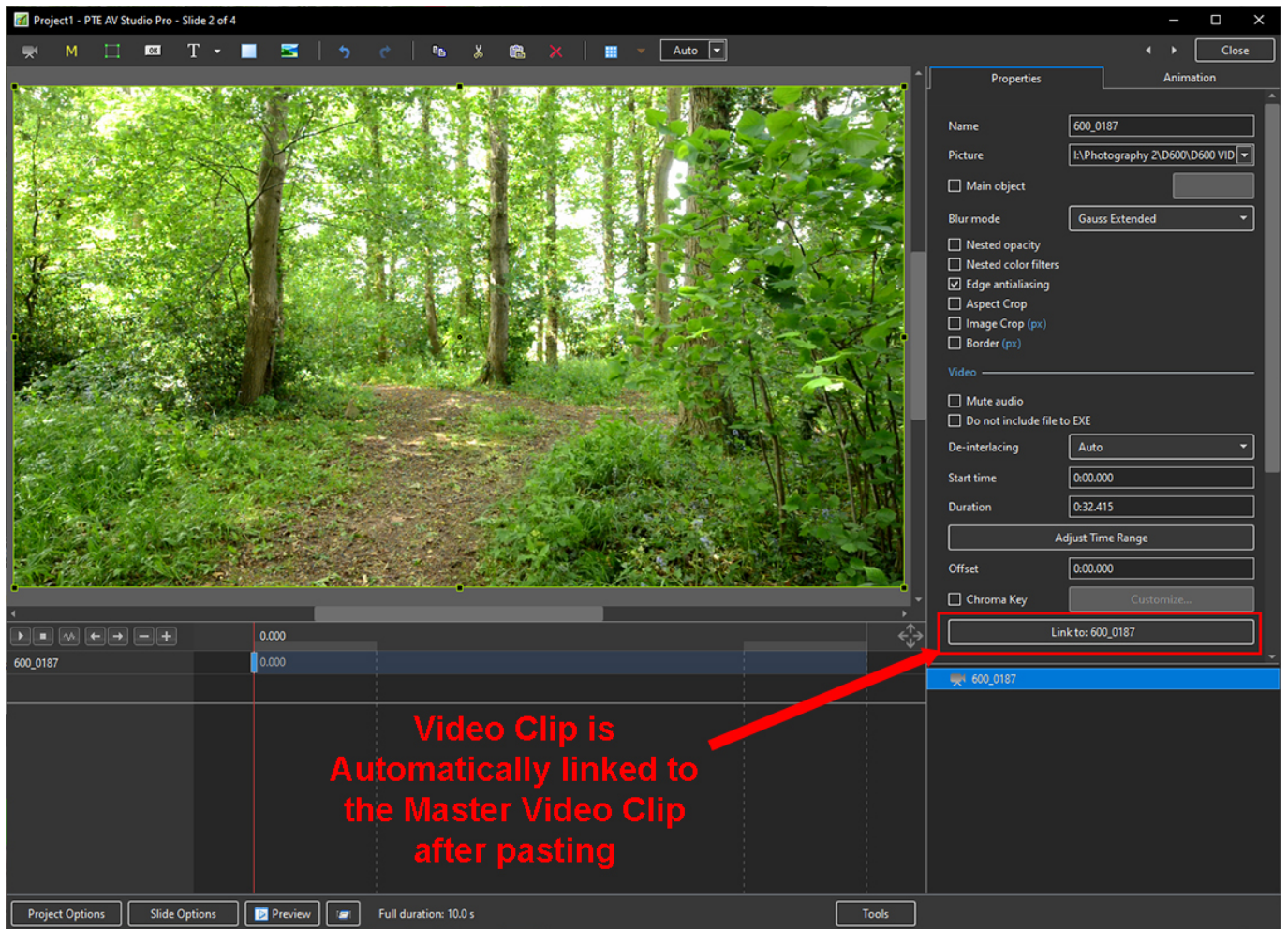
Master video track

600_0187

- Add...
- Put to Center
- Cover Screen Alt+S
- Order
- Cut Ctrl+X
- Copy Ctrl+C**
- Paste Ctrl+V
- Remove Del
- Edit File Ctrl+W
- File Info Ctrl+I

Project Options Slide Options Preview Full duration: 10.0 s Tools

Last update: 2023/03/02 12:55 en-us:11.0:how_to_v11:master_link_video https://docs.pteastudio.com/en-us/11.0/how_to_v11/master_link_video?rev=1677761728



From:
<https://docs.pteastudio.com/> - PTE AV Studio

Permanent link:
https://docs.pteastudio.com/en-us/11.0/how_to_v11/master_link_video?rev=1677761728

Last update: 2023/03/02 12:55

