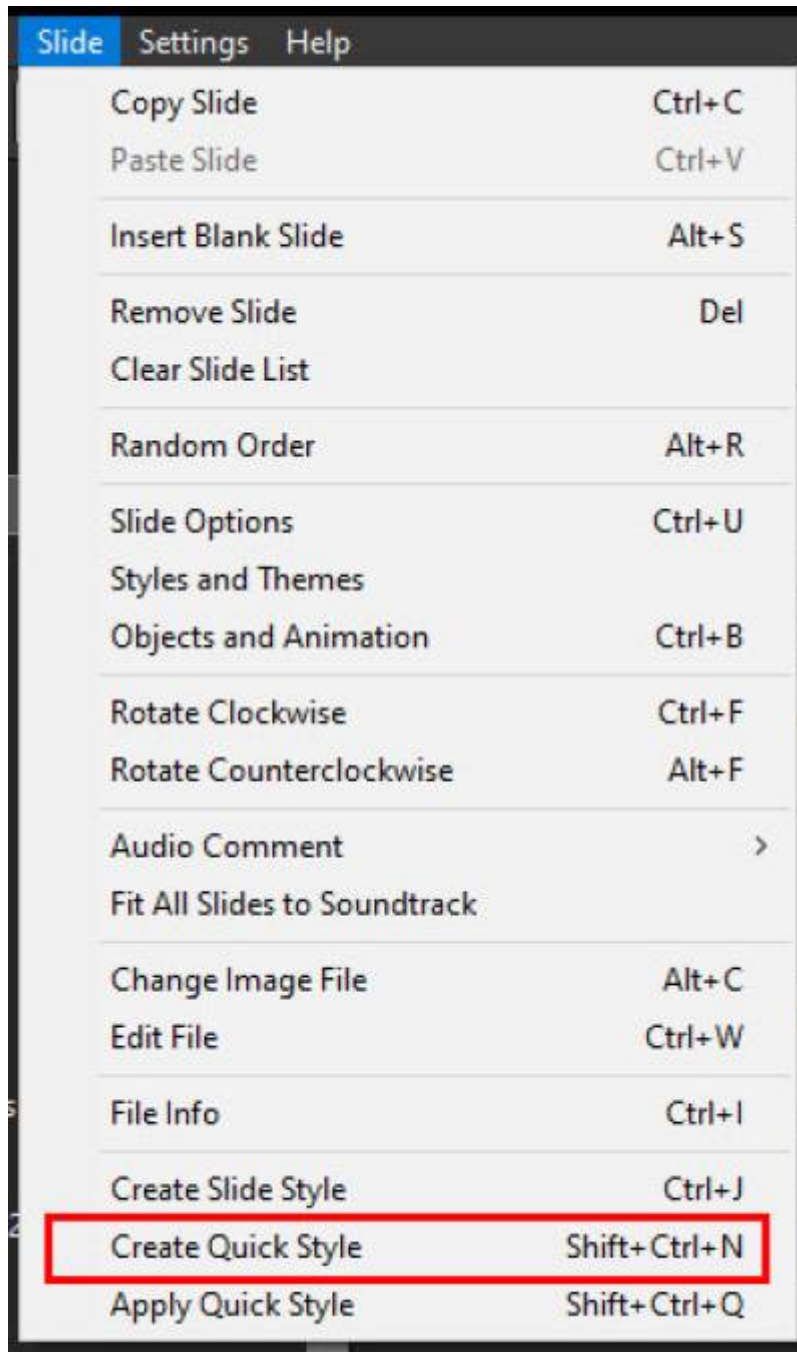
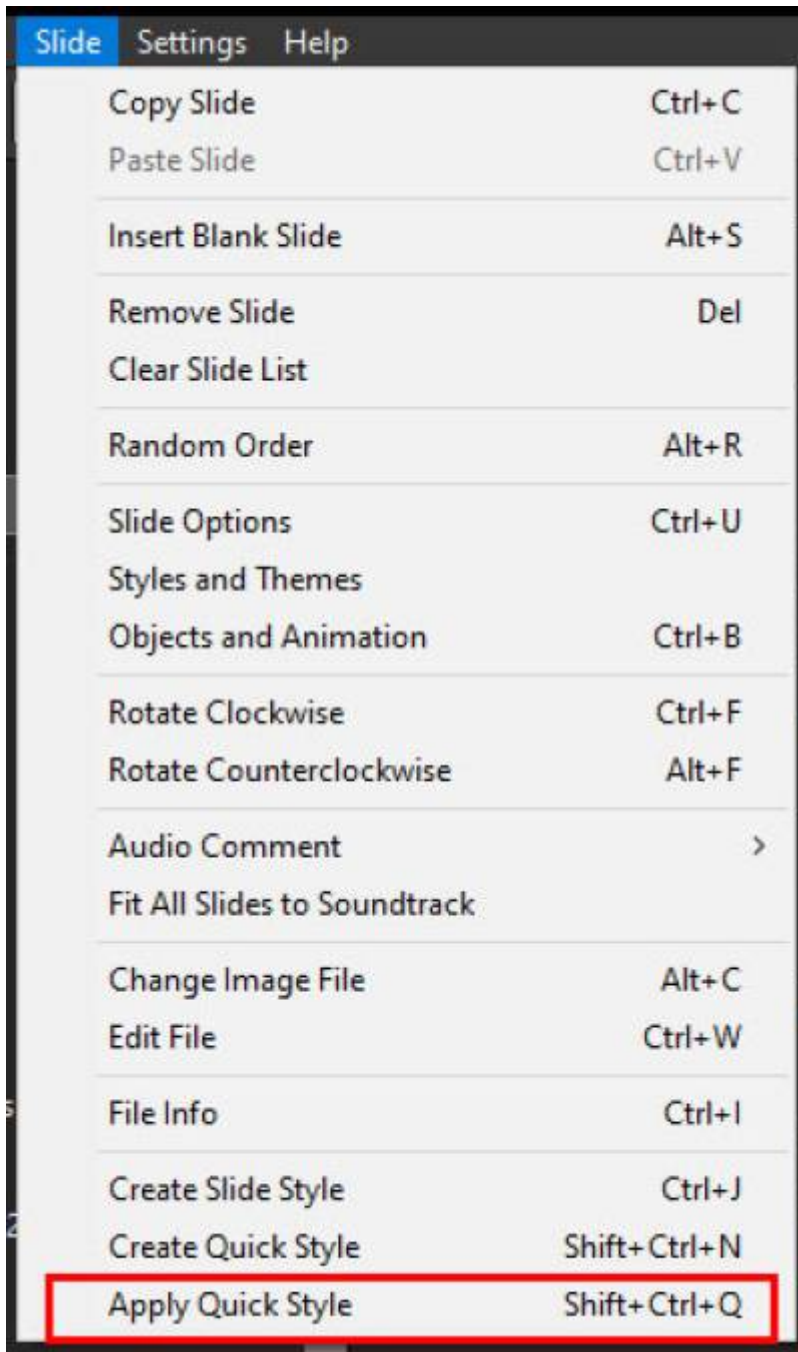


Quick Styles

In the Slide View, click on the Slide that you wish to Create a Quick Style from. Go to Slide/Create Quick Style or press Shift+Ctrl+N.




Highlight the Slide or Slides which you wish to Apply the Quick Style. You can use Shift+Click to highlight multiple contiguous Slides or Ctrl+Click to highlight non-contiguous Slides. Go to Slide/Apply Quick Style or press Shift+Ctrl+Q.



The “Main Object” status of the target Slides must be the same as the original slide from which the Quick Style was created.

- If the Source Slide has 2 or more Objects (Indexed 1 and 2 etc) then the Target Slide(s) can be either a single slide (with Objects indexed 1 and 2 etc) or multiple slides each with a single indexed object.

Quick Styles only work in the Pro Version.



From:

<https://docs.pteamstudio.com/> - **PTE AV Studio**

Permanent link:

<https://docs.pteamstudio.com/en-us/11.0/slide-styles/quickstyles?rev=1691754674>



Last update: **2023/08/11 11:51**